



















# Chelmsford campus

Bishop Hall Lane, Chelmsford, Essex CM1 1SQ



- |  |   |   |
|--|---|---|
|  Disabled parking   |  Student accommodation                         |  William Harvey Building (WHB) |
|  Cycle parking      |  Sawyers Building (SAW)                        |  Michael Salmon Building (SAL) |
|  Motorcycle parking |  University Library and Queen's Building (QUE) |  Mildmay Gym & Sports Hall     |
|  Toilets            |  Lord Ashcroft Building (MAB)                  |  The MedBIC (BIC)              |
|  Restaurant / cafe  |  Marconi Building (MAR)                        |  School of Medicine            |
|  Smoking area       |  Tindal Building (TIN)                         |   |
|  Lifts              |   |   |

# Chelmsford city centre

Chelmsford campus, Bishop Hall Lane, Chelmsford CM1 1SQ

